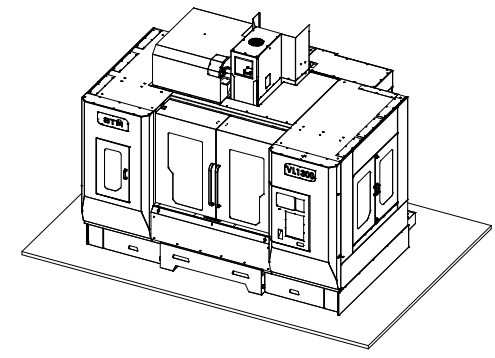
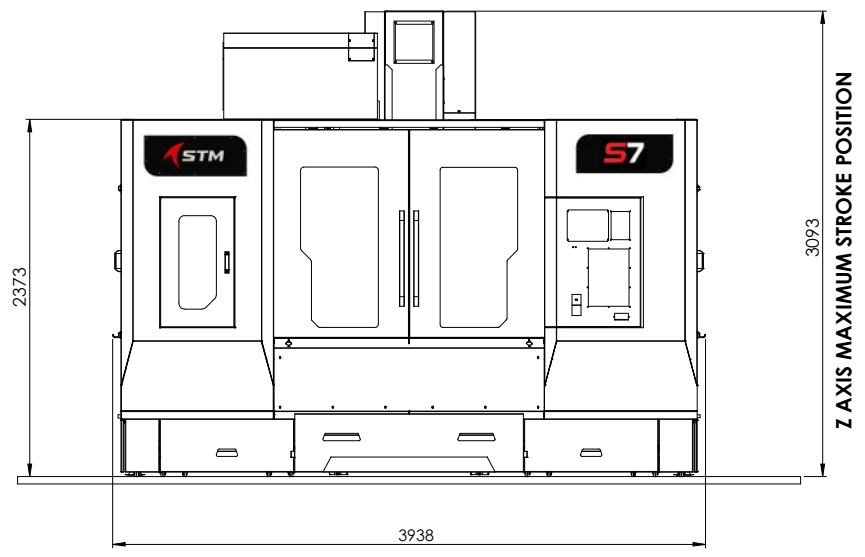
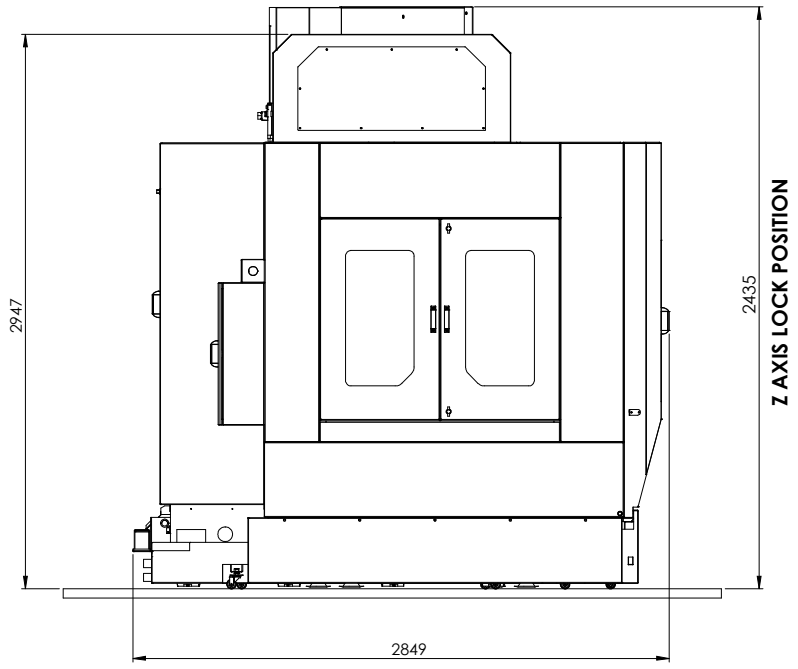
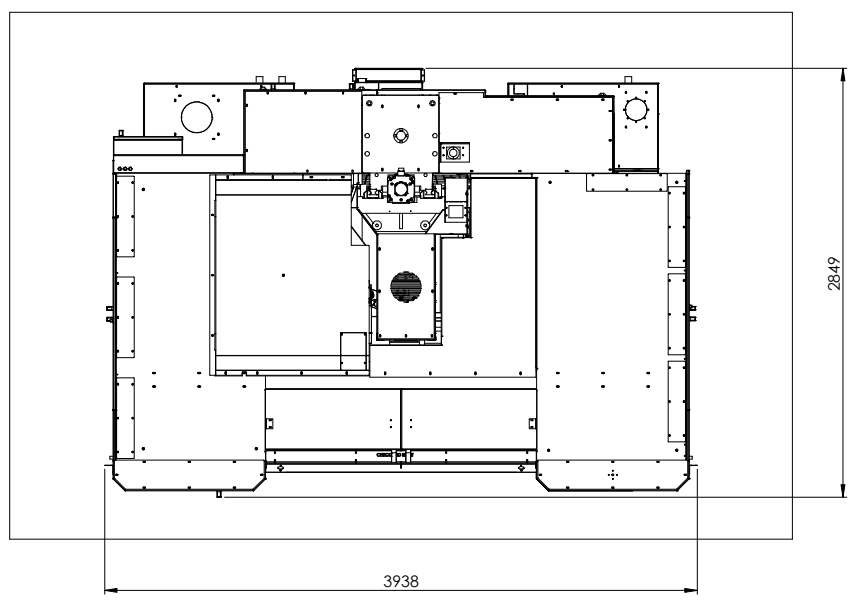


S:\NPD\VL1300\3D MODEL\MACHINE ASSY - VL-1300 FRONT DISPOSAL ASSY



GENERAL TOLERANCE WHEREAS NOT SPECIFIED															
DIMENSION	TOLERANCE														
UP TO 6	+0.05														
6 TO 30	+0.1														
30 TO 120	+0.15	QTY	ASSY. NO.	DATE		ALTERATION DETAIL		CODE		SIGN					
120 TO 315	+0.2	QTY PER MACHINE				ALL DIMENSIONS ARE IN mm (DO NOT SCALE THE DRAWING IF IN DOUBT PLEASE ASK)									
315 TO 1000	+0.3														
1000 TO 2000	+0.5	MATERIAL	WEIGHT (kgs)	OVERALL SIZE		DESCRIPTION									
		DRAWN	RNR	SCALE	PROJECTION	VL 1300 FD LAYOUT DRAWING									
		CHECKED	PR	SCALE	NIS										
		APPROVED	PR	SCALE											
		S&T MACHINERY (P) Ltd. COIMBATORE		DRAWING NO.		REV. NO.		SHEET 1 OF 1		SHEET SIZE					
						A00		A2							